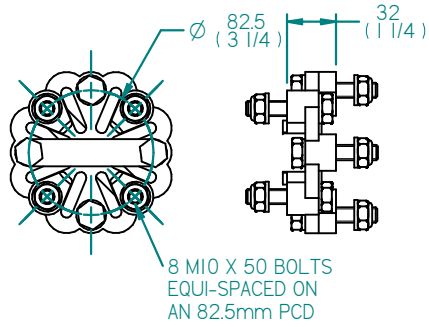
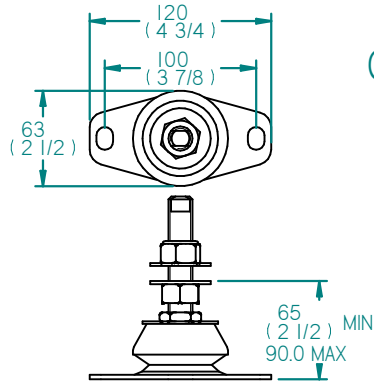


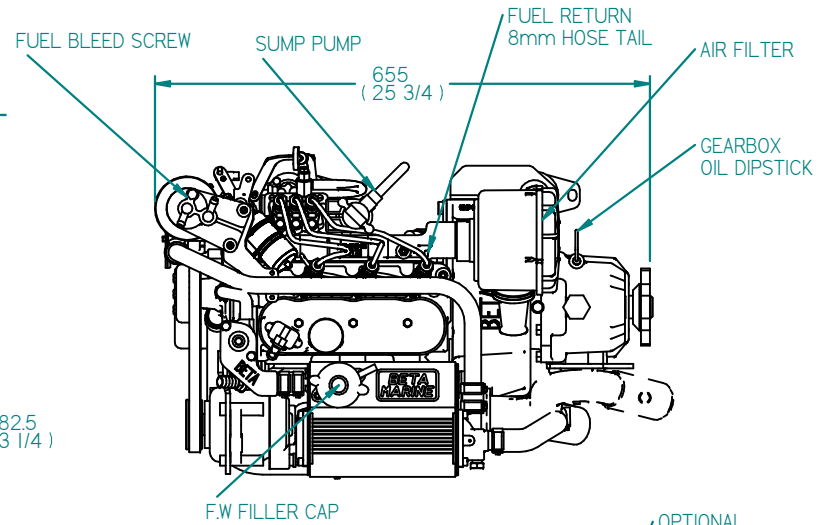
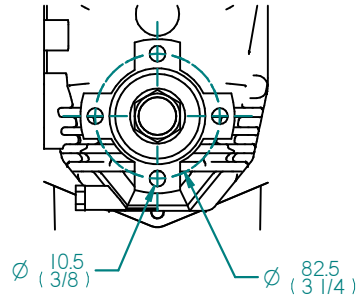
FLEXIBLE COUPLING DETAILS



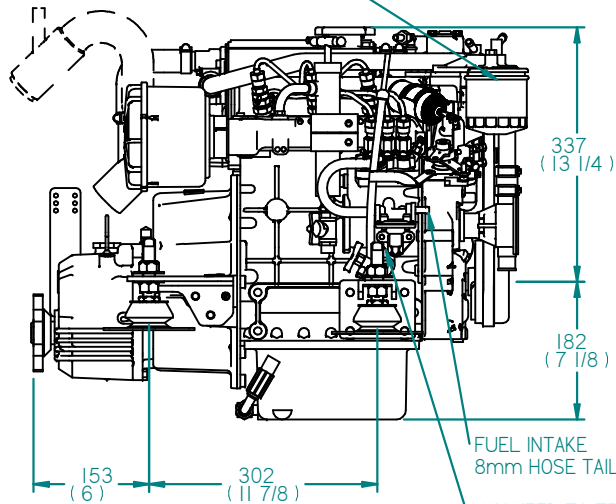
FLEXIBLE MOUNT DETAILS



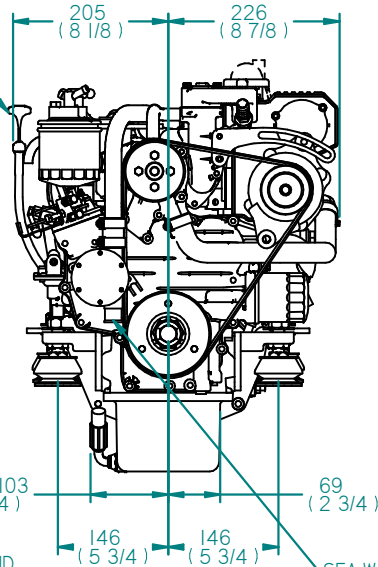
GEARBOX OUTPUT



FUEL FILTER

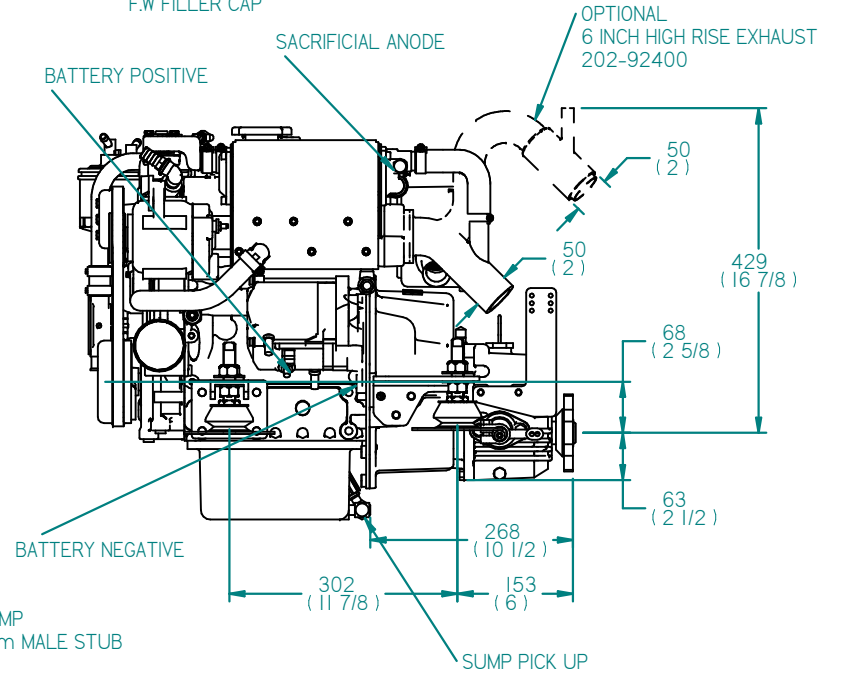


LUBE OIL DIPSTICK



MAY NEED TO TRIM STUD
ACCORDING TO
INSTALLATION HEIGHT

SEA WATER PUMP
INTAKE Ø22mm MALE STUB



REV	DESCRIPTION	DATE	APP'D	DRAWN	NOTES
01	FUEL FILTER, H/E TANK AND AIR FILTER	01/10/01	LT	TW	
02	CALORIFIERS AND TIER2 CLOSED BREATHER	27/03/07	LT	TW	
03	CHANGED REAR FEET	30/03/12	LT	TW	
04	NEW HEADER TANK	28/09/12	LT	TW	

TITLE:
**BETA 20 HEAT EXCHANGE TMC40
WITH ATOMIC FEET**

DIMENSIONS IN MM (INCH)
DO NOT SCALE

PART FILE NAME: 100-05057 BETA20 HE TMC40 ATOMIC.asm

BETA MARINE
TEL: (01452) 723492 FAX: (01452) 729916

BETA MARINE LTD,
DAVY WAY,
WATERWELLS,
QUEDGELEY,
GLOUCESTER. GL2 2AD, UK

DRAWN BY: TW
CHECKED BY: LT

SIZE A4
SCALE NTS

DWG NO: 100-05057
PAGE 1 of 1

REV 04
DATE 28/09/2012